

LIBRO Y ACTIVIDADES DE INGLÉS

ESPA/ESPAD

MÓDULO II

Curso 2024-2025



BLOQUE 1
PRESENTE
SIMPLE

BLOQUE 2
CAN
USO DE
MODALES


BLOQUE 3
PRESENTE
CONTINUO

BLOQUE 4
PASADO
TO BE

ANTES DE EMPEZAR, RECORDAMOS QUE EN MÓDULO I, APRENDIMOS EL VERBO "TO BE" Y EL VERBO "TO HAVE GOT"

TO BE (Present simple)

Affirmative	Negative	Interrogative
I am	I am not	Am I ?
You are	You are not	Are you ?
He is	He is not	Is he ?
She is	She is not	Is she ?
It is	It is not	Is it ?
We are	We are not	Are we ?
You are	You are not	Are you ?
They are	They are not	Are they ?

 **edufichas**

www.edufichas.com

Verb TO HAVE GOT

PRESENT SIMPLE

Affirmative

I have got
 You have got
 He has got
 She has got
 it has got
 We have got
 You have got
 They have got

Negative

I have / haven't got
 You have / haven't got
 He has / hasn't got
 She has / hasn't got
 it has / hasn't got
 We have / haven't got
 You have / haven't got
 They have / haven't got

Interrogative

Have I got?
 Have you got?
 Has he got?
 Has she got?
 Has it got?
 Have we got?
 Have you got?
 Have they got?





BLOQUE 1

PRESENTE SIMPLE

1. Cómo usar el presente simple en inglés

El tiempo presente simple es un tiempo gramatical utilizado en inglés y para describir acciones, hábitos, hechos o verdades generales que ocurren con regularidad o en el momento presente. Es uno de los tiempos verbales más básicos en inglés y se utiliza a menudo para expresar afirmaciones que no están ligadas a un momento específico.

PRESENT SIMPLE - WORK

The infographic is titled 'PRESENT SIMPLE - WORK' in green letters on a yellow background. It is divided into three columns, each with a colored header box containing a symbol: a green box with a plus sign (+), a blue box with a minus sign (-), and a purple box with a question mark (?). Arrows point from each header box to a corresponding colored box containing a list of example sentences.

- Affirmative (+):** I work, You work, He works, She works, It works, We work, You work, They work.
- Negative (-):** I don't work, You don't work, He doesn't work, She doesn't work, It doesn't work, We don't work, You don't work, They don't work.
- Interrogative (?):** Do I work?, Do you work?, Does he work?, Does she work?, Does it work?, Do we work?, Do you work?, Do they work?.

FORMA INTERROGATIVA		RESPUESTAS CORTAS	
ENGLISH	SPANISH	AFIRMATIVA	NEGATIVA
Do I like...?	¿Me gusta...?	Yes, you do.	No, you don't.
Do you like...?	¿Te gusta...?	Yes, I do.	No, I don't.
Does he like...?	¿Le gusta a él...?	Yes, he does.	No, he doesn't.
Does she like...?	¿Le gusta a ella...?	Yes, she does.	No, she doesn't.
Does it like...?	¿Le gusta a ello...?	Yes, it does.	No, it doesn't.
Do we like...?	¿Nos gusta a nosotr@s?	Yes, you do.	No, you don't.
Do you like...?	¿Os gusta a vosotr@s?	Yes, we do.	No, we don't.
Do they like...?	¿Les gusta a ell@s?	Yes, they do.	No, they don't.

Estas son las reglas básicas para usar el presente simple en inglés:

Forma afirmativa

Utiliza la forma base del verbo: en el presente simple, la mayoría de los verbos se utilizan en su forma base (el infinitivo sin «to»). Por ejemplo:

She reads books every evening. (forma base: read)

Tercera persona del singular: como norma general, cuando el sujeto está en tercera persona del singular (él, ella, eso o un sustantivo singular), has de agregar una -s a la forma base de los verbos regulares. Por ejemplo:

He works at a bank. (base form: work)

The dog barks loudly. (base form: bark)

Si el verbo termina en **-o -s -ss -sh -ch -x** en vez de una **S**,

añades **-es** al formar la tercera persona.

ESTO SOLO OCURIRÁ EN LA FORMA AFIRMATIVA

Ejemplos:

She watches TV. (base form: watch)

My friend goes to school. (go)

Ana teaches English. She is my teacher. (teach)

Forma negativa: Para hacer una oración negativa en tiempo presente simple, use el verbo auxiliar «do» o «does» para la tercera persona del singular con «not» y la forma base del verbo principal. Por agilizar se utilizará la forma contraída.

I do not like spinach. **I don't like (Esta es la forma más utilizada)**

She does not play tennis. She doesn't like

Como puedes ver la tercera persona ya no añade S a la tercera persona, lo que hace es coger does, en vez de do.

Forma de pregunta

para formar una pregunta en tiempo presente simple, invierte el sujeto y el verbo auxiliar «do» (o «does» para la tercera persona del singular) y luego agrega la forma base del verbo principal. Por ejemplo:

Do you like chocolate? (interrogativa para «like»)

Does she read novels? (interrogativa para «read»)

Do para todas las personas menos para las terceras que usamos **does**. El verbo de significado tampoco lleva s.

Las respuestas son las que has visto en la tabla anterior y son la misma estructura de tres golpes te pregunten lo que te pregunten. No aparecen los verbos, solo el auxiliar (do). A estas respuestas les llamamos RESPUESTAS CORTAS, Son nuestro SI o NO, pero para ellos siempre tienen tres golpes.

No podemos olvidar otro tipo de preguntas que son las que piden información. Estas mantendrán la misma estructura, pero, añadirán delante la **Wh-word** que corresponda. Vamos a ver ejemplos:

WH-QUESTIONS

What do you like buying?

I like buying **high-heeled shoes**

Where do you shop?

I shop **in Galerias Acapulco.**

When do you shop?

I shop high-heeled shoes **all the time.**

Who do you shop with?

I shop **with my kids.**

Why do you shop?

Because I love high-heeled shoes.

How much do you spend?

I spend about **\$1,000.00.**

What time do you shop?

I usually shop **in the afternoons.**

Who

- Ask about person
- Act as subject of the sentence

- Who is that woman?
- Who are you phoning?



Where

- Asking in or at what place or position

- Where do you live?
- Where are my boots?



When

- Asking about time, occasion, moment

- When can I see you?
- When did you last see him?



Why

- Asking for reason, explanation

- Why were you late?
- Why was he late?



What

- Asking for specific thing, object

- What's the matter?
- What time is it?



How

- Asking for way, manner, form

- How does it work?
- How do you go to school?



Which

- Asking about choice

- Which is better exercise? – swimming or tennis
- Which of the applicants has got the job?



How many

- Asking about quantity
- Used with countable nouns

- How many people were there?



How often

- Asking about frequency

- How often do you go swimming?



Recapitulamos y añadimos que vamos a utilizar este tiempo muchísimo.

- **Hábitos y rutinas**

He drinks tea at breakfast.

She only eats fish.

They watch television regularly.

- **Eventos y acciones repetidos**

We catch the bus every morning.

It rains every afternoon in the hot season.

They drive to Monaco every summer.

- **Hechos generales**

Water freezes at zero degrees.

The Earth revolves around the Sun.

Her mother is Peruvian.

- Con lo que has aprendido forma tú la **AFIRMATIVA**, **NEGATIVA** e **INTERROGATIVA** de los siguientes verbos. - -

"TO STUDY"				
AFIRMATIVA	NEGATIVA	INTERROGATIVA	RESP. CORTAS	
			Yes, you do. Yes, I do.	No, you don't. No, I don't.

"TO LIKE"				
AFIRMATIVA	NEGATIVA	INTERROGATIVA	RESP. CORTAS	

"TO GO"				
AFIRMATIVA	NEGATIVA	INTERROGATIVA	RESP. CORTAS	

Ahora vamos a realizar ejercicios sobre lo aprendido.

1. Coloca la forma verbal en AFIRMATIVA adecuada en cada caso, eligiendo de entre los siguientes verbos:

^{play it} play - ^{eat} eat - ^{dance} dance - ^{drink} drink - ^{go} go - ^{study} study - ^{like} like - ^{wash} wash

- I _____ basketball on Sundays.
- She _____ in the Disco on Saturday night.
- Pedro and Raul _____ apples in the salad.
- My brother _____ to Madrid tomorrow.
- My dog _____ chocolate and fruit. It _____ coke and milk.
- My sister and I _____ at the same University.
- My friend Carlos _____ his hands with a special soap.

2. Ahora coge las frases del ejercicio anterior y pásalas a forma NEGATIVA e INTERROGATIVA:

- I play basketball on Sundays.

NEGATIVA: _____

INTERROGATIVA: _____

- _____

NEGATIVA: _____

INTERROGATIVA: _____

- _____

NEGATIVA: _____

INTERROGATIVA: _____

- _____

NEGATIVA: _____

INTERROGATIVA: _____

- _____

NEGATIVA: _____

INTERROGATIVA: _____

- _____

NEGATIVA: _____

INTERROGATIVA: _____

- _____

NEGATIVA: _____

INTERROGATIVA: _____

3. Haz igual que en el ejercicio anterior, pero lleva cuidado cuando te indique que la frase es negativa aparecerá un (not) y tú tendrás que poner la forma correcta en negativa. Cuando sea una pregunta fíjate bien donde pones el verbo y donde pones el auxiliar (do/does). Elige entre los verbos del recuadro:

live close open speak drink go like work want teach

- a. Jane _____ (not) alcohol.
- b. _____ they _____ four languages? No, _____
- c. Your friend and I _____ in the same school.
- d. _____ your sister Esther _____ apples? Yes, _____
- e. Jhon and you _____ (not) in Alicante.
- f. The swimming pool _____ at 10.30 everyday.
- g. Ana _____ English at my class.
- h. I _____ good students in my class.
- i. They _____ (not) their books.
- j. _____ your friends _____ to the cinema on Friday? No, _____

➔ Pasa cada una de las oraciones anteriores a afirmativa/negative/interrogative según sea cada una de ellas, las pasas a las otras dos formas.

- a. _____

- b. _____

c.

d.

e.

f.

g.

h.

i.

j.

VOCABULARIO: adjetivos y verbos

<i>Bad</i>	<i>MALO</i>	Live	VIVIR	See	VER
<i>Big</i>	<i>GRANDE</i>	Do	HACER	Look	MIRAR
<i>Small</i>	<i>PEQUEÑO</i>	Make	HACER	Watch	VER LA TV
<i>Busy</i>	<i>OCUPADO</i>	Like	GUSTAR	Speak	HABLAR
<i>Cold</i>	<i>FRIO</i>	Love	AMAR/ENCANTAR	Talk	CONVERSAR
<i>Closed</i>	<i>CERRADO</i>	Hate	ODIAR	Listen	ESCUCHAR
<i>sad</i>	<i>TRISTE</i>	wash	LAVAR	Touch	TOCAR
<i>Famous</i>	<i>FAMOSOS</i>	Eat	COMER	Hear	OIR
<i>Far</i>	<i>LEJANO</i>	Drink	BEBER	Smell	OLER
<i>Fat</i>	<i>GORDO</i>	Cook	COCINAR	feel	SENTIR
<i>Good</i>	<i>BUENO</i>	Want	QUERER	work	TRABAJAR
<i>happy</i>	<i>ALEGRE</i>	Study	ESTUDIAR	Help	AYUDAR
<i>Heavy</i>	<i>PESADO</i>	Go	IR	Pass	PASAR
<i>hungry</i>	<i>HAMBRIENTO</i>	Come	VENIR	Shout	GRITAR
<i>Angry</i>	<i>ENFADADO</i>	Stay	ESTAR	Know	SABER
<i>young</i>	<i>JOVEN</i>	Read	LEER	Say	DECIR
<i>old</i>	<i>VIEJO</i>	Write	ESCRIBIR	Tell	DECIR/CONTAR
<i>smoke</i>	<i>FUMAR</i>	Take	COGER AGARRAR	Ask	PREGUNTAR
<i>Put</i>	<i>PONER</i>	stop	PARAR	Answer	CONTESTAR
<i>Buy</i>	<i>COMPRAR</i>	bring	TRAER	Call	LLAMAR
<i>sell</i>	<i>VENDER</i>	Open	ABRIR	close	CERRAR

Apunta los que te vayan saliendo que no estén en la lista:

Elige la respuesta correcta usando el presente simple del verbo entre paréntesis. Ten cuidado si el verbo lo tienes que poner en afirmativa, negativa o interrogativa:

1. My brother (read) science fiction novels.
2. Cats (not enjoy) swimming.
3. (speak/you) more than one language?
4. It (not rain) in the desert often.
5. We (love) going to the beach in summer.
6. A teacher (help) students understand new concepts.
7. My parents (watch) the news every evening.
8. Elephants (be) very intelligent animals.
9. She always (lose) her keys.
10. My friend (not like) coffee or tea.
11. The Earth (orbit) around the Sun.
12. Some people (not believe) in aliens.
13. (eat/they) vegetarian food often?
14. (be) it cold in winter here?
15. (have/you) any siblings?
16. (know/Lucy) how to play the piano?

2. Verbos que hacen algo especial.

2.1. Verbos preferencia:

Love, Like, Dislike, Hate + **ing**

Cuando utilizamos cualquiera de estos verbos nos pueden aparecer de dos formas:

I like apples, but I don't like pears.

Aquí estoy diciendo que me gustan "cosas", personas.... Pero si lo que voy a decir es que me gusta hacer algo, lo que me gustan son acciones, utilizaré los verbos de preferencia y otro verbo después (play, work, study, eat, have lunch, drink.....); pues bien, ese verbo deberá llevar **-ing**.

I **like playing** volleyball in the beach.

My sisters **dislike** football matches, but they **like playing** football in the park

Marta **hates** vegetables, but she **loves eating** pizza.

like + verb + -ing

😊😊	love + verb + -ing	
	I love going to the cinema.	
	She loves dancing .	
😊	like + verb + -ing	
	Pete likes doing yoga.	
	We like riding a bike.	
😞	don't like + verb + -ing	
	She doesn't like washing the dishes.	
	They don't like watching TV.	
😞😞	hate + verb + -ing	
	She hates doing housework.	
	He hates doing exercises.	

2.2 Verbos que si llevan un segundo verbo detrás, llevan ese verbo con infinitivo con "TO" :

Hay algunos verbos que siempre van con un infinitivo, algunos ejemplos de esto son: "*want, decide, plan, offer, prefer, tell, ask, learn, would like, can't wait, expect*". No queda otra que aprenderte estos verbos de memoria y poco a poco te acostumbrarás a usarlos con el infinitivo.

Este cirso solo vamos a trabajar con el WANT.

- I want a sandwich, I want to eat a sandwich.
(Vemos la diferencia con el otro grupo que hemos trabajado antes que sería "I like eating a sandcwich").

A) Complete : WANT TO – WANTS TO

- 1) She _____ buy chocolates.
- 2) I _____ buy a book.
- 3) We _____ go to the zoo.
- 4) He _____ buy a computer.
- 5) You _____ play in the park.
- 6) She _____ see a movie.
- 7) He _____ go to the bank.
- 8) They _____ eat at the restaurant.

COMPLETE THE SENTENCES WITH THE VERB + GERUND (-ING) FORM.

- 1) I basketball on TV. (watch/love)
- 2) He to school in the morning. (cycle/not mind)
- 3) My sister in the park. (run/love)
- 4) We football in the rain. (play/not like)
- 5) Jessie team sports. (do/hate)
- 6) Max and Lisa in the sea. (swim/enjoy)
- 7) My dad his car in the city. (drive/hate)
- 8) She up early in the morning. (get/not like)
- 9) My friends football on Saturday. (play/love)
- 10) My sister out with friends (go/love)
- 11) Julie long books for school (read/not mind)
- 12) Children to the park. (go/love)

1. Read and choose *want* or *wants*:

1. He to watch a comedy.
2. She to play videogames.
3. They to sleep. They're tired.
4. Anne to go to the cinema.
5. Mr. Anderson to go home.
6. You to visit your friend Tom.
7. We to have a snack.
8. The cats to eat something.
9. I to watch a horror film.
10. That dog to bite you!

2. Read and choose *don't want* or *doesn't want*:

1. Rita to study English.
2. I to eat pizza. I prefer salad.
3. Your brother to watch a comedy.
4. Paul and Eve to go to the park.
5. You to play volleyball.

PRONOMBRES PERSONALES OBJETO

¿Qué son los object pronouns y para qué sirven?

Los object pronouns o pronombres de objeto son una clase de palabras que se usan para reemplazar a un objeto que ya ha sido mencionado o que es conocido por el interlocutor. Estas palabras sirven para evitar la repetición y agilizar el discurso.

Lista de los pronombres de objeto

En inglés hay 7 pronombres de objeto que te mostramos a continuación. Fíjate en sus similitudes con los pronombres personales. Ten en cuenta que, puesto que en español tenemos muchos más pronombres, su traducción depende del contexto:

Pronom personales	Pronombres de objeto	Significado
I	me	me, (a) mí
you	you	te, ti, a ti
he	him	lo, (a) él
she	her	la, (a) ella
it	it	lo, la
we	us	nos, (a) nosotros
they	them	los, las, (a) ellos, (a) ellas

SUBJECT PRONOUN		OBJECT PRONOUN		POSSESSIVE ADJECTIVE	
I	I <u>speak</u> English	me	Give <u>me</u> your phone number please.	my	My <u>car</u> is red
you	You <u>have</u> many friends	you	I want to <u>tell</u> <u>you</u> a secret	your	I love <u>your</u> <u>dress</u>
he	He <u>owns</u> a motorbike	him	We will <u>send</u> <u>him</u> a letter	his	His <u>dad's name</u> is Paul
she	She <u>loves</u> prawns	her	I don't <u>understand</u> <u>her</u>	her	I don't have <u>her</u> <u>number</u>
it	It <u>smells</u> really well	it	<u>Leave</u> <u>it</u> on the table!	its	<u>Its</u> <u>windows</u> are very big
we	We <u>study</u> very hard	us	You <u>can</u> <u>join</u> <u>us</u> next time	our	We couldn't find <u>our</u> <u>pens</u>
you	You <u>are</u> all very tall	you	I'll <u>wait</u> <u>for</u> <u>you</u> at the park	your	I love <u>your</u> <u>songs</u>
they	They <u>are</u> <u>watching</u> a film	them	I <u>want</u> <u>to</u> <u>paint</u> <u>them</u> white	their	Their <u>umbrellas</u> are here

¿Cómo diferenciar los Pronombres Objetos de los Pronombres Personales?

Como habrás observado, dos de los pronombres de objeto coinciden con los pronombres personales (you, it). Pero aunque pueda parecer un lío a primera vista, no te preocupes: podrás diferenciarlos por su función y posición en la frase.

Los pronombres personales funcionan como sujeto, así que usualmente aparecen en primera posición, antes del verbo. Sin embargo, los pronombres de objeto se colocan siempre detrás del verbo o de una preposición. Por ejemplo, en la frase I love you (Te quiero), I es el pronombre personal y you es el pronombre de objeto.

¿Cuándo se usan los pronombres de objeto en inglés?

Los pronombres de objeto se usan cuando reemplazamos un objeto después de un verbo o tras una preposición. En estos dos casos, no podemos emplear un pronombre personal. Por ejemplo, no podemos decir *Go with they, sino Go with them (Ve con ellos). Por eso, es muy importante fijarse en la función y posición de los pronombres para elegir el adecuado.

Ejemplos de frases con los pronombres de objeto

A continuación te ofrecemos algunos ejemplos de cada pronombre para que vayas asimilando su uso y su posición en las frases. Observa con atención porque luego será tu turno.

Los object pronouns o pronombres de objeto son una clase de palabras que se usan para reemplazar a un objeto que ya ha sido mencionado previamente.

Me

Do you help me with this, please? (¿Me ayudas con esto, por favor?)

Come with me tonight! (¡Ven conmigo esta noche!)

You

I miss you so much! (¡Te echo tanto de menos!)

This present is for you. (Este regalo es para ti.)

Him

Where is Daniel? I don't see him

Don't laugh at him! (¡No te rías de él!)

Her

I need Laura. I want to talk to her.

It

Print this document and give it to Marta. (Imprime este documento y dáselo a Marta.)

Us

Are these flowers for us? That's very kind of you! (¿Estas flores son para nosotros? Es muy amable de tu parte.)

We have plenty of food. Come and have dinner with us! (Tenemos comida de sobra. ¡Ven a cenar con nosotros!)

Them

How are your parents? Send them my regards. (¿Cómo están tus padres? Mándales saludos.)

You can cut some strawberries and decorate the cake with them. (Puedes cortar algunas fresas y decorar el pastel con ellas.)

Ejercicios sobre los pronombres de objeto

1. Completa las siguientes frases con el pronombre de objeto adecuado.

This chocolate cake is delicious. I love _____!

If you see Mateo, please tell _____ to come to my office.

I'd love to accompany _____ guys. Thank you so much for inviting _____.

You can borrow this book. Keep _____ as long as you need it.

Is your sister in town? We'd like to meet _____.

Thank you for being so kind to _____. We really appreciate it.

Here are the documents I told you about. Could you check _____ for tomorrow?

Carlos, I saw _____ on TV yesterday. You were amazing!

SOLUCIONES: 1. it, 2. him, 3. you, me, 4. it, 5. her, 6. us, 7. them, 8. you.

2. Completa la oración con un pronombre personal sujeto u objeto, según corresponda en cada hueco. Pronombres personales sujeto u objeto

1 Excuse..... , where can buy a postcard?

2 'What do you think of the movie we saw last night?' '..... liked..... .'

3 Your jeans fit.... very well, but never wear .

4 I love..... . Do..... love.... ?

5 'We've got some very nice rings.' 'Could I see..... ?'

6 's half past seven.

7 'How are your parents?' '.....re fine, thanks.' 'Say hello to..... from.....'

8 These shoes look nice. Can I try on?


9 will arrive at five o'clock. Can meet..... at the station?

Mira este enlace:

<https://youtu.be/gBwH3ov5Qh0?si=PlvUPvfYL1007hq>


Ya hemos visto gramaticalmente este contenido que es de los más importantes que hemos visto este año, ahora vamos a trabajarlo en situaciones comunicativas reales que es lo que nos interesa.

Meet the characters




JANET
35 years old
from England

TEACHER



ALBERTO
21 years old
from Spain

STUDENT




CHENG
40 years old
from Hong Kong

STUDENT



4 four




ANGELA

23 years old

from Italy

STUDENT



CARMEN

25 years old

from Mexico

STUDENT




HELEN

18 years old

from Greece

STUDENT




KEN

30 years old

from Japan

STUDENT





ANGELA

23 years old

from Italy

STUDENT



CARMEN

25 years old

from Mexico

STUDENT




HELEN

18 years old

from Greece

STUDENT



KEN

30 years old

from Japan

STUDENT




INTRODUCTION

Instrucciones

- 1 Mira en tu libro y busca un ejemplo de cada tipo de ejercicio.
Anota el número de la página y el del ejercicio.





	Page (Página)	Exercise (Ejercicio)
1. Listen, read and repeat. (Escucha, lee y repite.)	8	1
2. Listen and complete the dialogue. (Escucha y completa el diálogo.)		
3. Listen again and check your answers. (Escucha de nuevo y comprueba las respuestas.)		
4. Practise with other students. (Practica con otros compañeros/as.)		
5. Write the answer. (Escribe la respuesta.)		
6. Read the grammar box. (Lee el cuadro de gramática.)		
7. Complete the sentences. (Completa las oraciones.)		
8. Answer the questions. (Responde a las preguntas.)		
9. Put the words in the correct order. (Pon las palabras en el orden correcto.)		
10. In pairs, read and act out the dialogue. (En parejas, leed y practicad el diálogo.)		



unit 5

I live in ...

1 Listen, read and repeat.



2 A Listen and complete the dialogue.

JANET: Where do you live, Carmen?

CARMEN: I live in a room at the 1.....*school*.... – room 23.

JANET: Where do 2..... live, Alberto?

ALBERTO: I live at the school, too. Ken lives in the 3..... next to me.

JANET: Cheng 4..... here today. Where does he live?

CARMEN: Cheng 5..... in a flat. It's very nice. It's got a 6..... kitchen and dining-room.



B Listen again and check your answers.

3 Practise with another student.

STUDENT 1: Where do you live?

STUDENT 2: I live in a flat / house.

GRAMMAR

4 A Read the grammar box.

PRESENT SIMPLE			
I	}	live	he
you			she
we			it
they			
			lives

B Complete the sentences with *work / works* or *like / likes*.

1. Tony likes his girlfriend, Angela.
2. Alberto in a restaurant.
3. Janet and David in London.
4. Helen and Cheng..... Chinese food.
5. We in the city.
6. Cheng every day.
7. Carmen her job.
8. I in the evening.

WORDS ROOMS OF THE HOUSE

5 A Listen, read and repeat.



bedroom



bathroom



kitchen



living-room



dining-room



garage




toilet



garden



B Look at the picture below and answer these questions.

1. Where's Jack? He's in the bedroom.
2. Where's Kevin?
3. Where are Mr and Mrs Clark?
.....
4. Where's Lucy?
5. Where's Ann?.....
6. Where's Rob?



I like them, but ... 4

6 Listen, read and repeat.



7 A Listen and complete the dialogue. n° 5


HELEN: Here's a nice 1.....rug..... for our living-room.
Do you 2..... it, Angela?
ANGELA: It's OK, but look! I like 3..... rug! Do you like it?
HELEN: I like the rug, but the 4..... isn't nice. Look!
This rug is pink and 5..... curtains are pink, too.
ANGELA: Yes, but it's an 6..... rug.



B Listen again and check your answers.

WORDS FURNITURE

8 A Listen, read and repeat.



B Write the words from Exercise 8 A in the correct group. You can use some words more than once.

bedroom	dining-room	living-room	kitchen
curtains			

WORDS ORDINAL NUMBERS

9 A Listen, read and repeat.

- | | | | |
|------------|------------|-------------|---------------|
| 1st first | 4th fourth | 7th seventh | 10th tenth |
| 2nd second | 5th fifth | 8th eighth | 11th eleventh |
| 3rd third | 6th sixth | 9th ninth | 12th twelfth |

B Where are the items in the shop? Read the sign and write sentences about some of the items.

- The rugs are on the first floor.
- The
-
-
-
-
-
-

1ST FLOOR rugs
2ND FLOOR lamps
3RD FLOOR chairs and tables
4TH FLOOR sofas
5TH FLOOR beds
6TH FLOOR curtains
7TH FLOOR bookshelves
8TH FLOOR cupboards
9TH FLOOR fridges
10TH FLOOR cookers
11TH FLOOR toilets
12TH FLOOR restaurant



HOME DECOR

C Listen and read.

Where are the beds?

The beds are on the fifth floor.

D Work with another student. Ask questions using the sign.

PRONUNCIATION

10 Listen and repeat. Pay attention to the stressed syllable in colour.

1. garden 2. toilet 3. bedroom 4. table 5. curtains

GRAMMAR

11 A Read the grammar box. B Complete the sentences with *teach / teaches, study / studies or go / goes*

PRESENT SIMPLE

SPELLING:

work	>	works
study	>	studies
teach	>	teaches
do	>	does

- We *go* to English classes.
- Carmen is a student. She English.
- They are teachers. They in a language school.
- Ken and Alberto are students. They English.
- Janet is the English teacher. She English.
- Angela to her boyfriend in the evening.

C Complete the paragraph with the verbs in brackets.

My name is Julie. My brother's name is Tim. I ¹ *live* (live) in a flat in London, but Tim ² (live) in Bristol. I'm a student. I ³ (go) to university. Tim is also a student and he's a waiter, too. He ⁴ (work) at a Japanese restaurant and he ⁵ (study) Italian at a language school. At the weekend, Tim ⁶ (go) to the cinema. I ⁷ (do) my homework at the weekend.

12 A Read the grammar box.

LIKE + NOUN

I like music.
Jack likes London.

LIKE + VERB + ING

I like listening to music.
Jack likes living in London.

B Tick (✓) the correct answer for you.

Do you like ...	Yes, I do.	No, I don't.
1. jazz music?		
2. coffee?		
3. reading books?		
4. going to shops?		

C Complete the sentences with the words below.

green eyes teacher living going studying working

- Helen likes *living* in a flat.
- Angela and Carmen like to the cinema.
- Angela likes Tony's
- Cheng likes English at the language school.
- The students like their
- Alberto likes at the restaurant.

READING

13 A Read about Emily and Patrick.

A House for Emily and Patrick

My name is Emily. I come from Canterbury. Canterbury is a small town, 85 kilometres from London. It's very old and beautiful. My boyfriend's name is Patrick. He lives in Manchester. Manchester is a big city. It's the home of the Manchester United football team and Patrick and I love football!

Patrick and I want to find a house in Manchester. We've got two dogs, so we want a house with a garden. We need a big garage because we've got two cars. Patrick also wants a big kitchen.



B Now read these advertisements and choose a house for Emily and Patrick. Complete the sentences below.

1 **FOR SALE**
Big, beautiful house in the centre of Manchester
 3 bedrooms
 big living-room
 big kitchen
 beautiful garden
 Call Jessica: 0161 434 6767

2 **YOUR HOUSE IN MANCHESTER!!**
 2 bedrooms
 big, modern kitchen
 beautiful dining room
 garage!
 Telephone: 0161 475 2112

3 **HOUSE FOR SALE IN MANCHESTER**
 2 bedrooms
 big kitchen
 new bathroom
 2-car garage + small garden
 Call Thomas at 0161 482 9658

1. This house is / isn't good for Emily and Patrick because it has / hasn't got
2. This house is / isn't good for Emily and Patrick because it has / hasn't got
3. This house is / isn't good for Emily and Patrick because it has / hasn't got

C Write about your home.

- I live in a flat / house. I live with my
- I've got a big / small kitchen.
- In my living-room, there is a
- I've got bedrooms. In my bedroom, there is a
- I have / haven't got a garden.






REVIEW

WORD LIST

bathroom	different	fourth	living-room	tenth
bed	dining-room	fridge	ninth	third
bedroom	eighth	garage	rug	toilet
bookshelves	eleventh	garden	second	twelfth
building	fifth	house	seventh	
cooker	first	kitchen	sixth	
cupboard	flat	lamp	sofa	
curtains	floor	like	table	

VOCABULARY

- 1** Look at the word list above and do the following.
1. Complete the puzzle. Look at the clues below.



ACROSS →

5. You put books on them.
7. It's a "room" for a car.

DOWN ↓

1. Your bed is in it.
2. It's in the kitchen.
3. You put clothes in it.
4. You eat dinner on this.
6. You sit on it in the living-room.
- 2. Complete with ordinal numbers.**
first, 1.....second....., third,
2....., 3....., sixth,
4....., 5....., ninth,
6....., eleventh, 7.....

GRAMMAR

- 2** Complete the sentences with the verbs in brackets. Use the Present Simple.
- Welive..... (live) in Italy.
 - Ken (teach) Japanese.
 - Angela and Helen (work) in the city.
 - Alberto (go) to work every day.
 - Cheng (study) computers.
- 3** Complete the sentences with the correct word
books coffee listening buying
- Helen likes*coffee*....., not tea.
 - Angela likes clothes.
 - Alberto likes history
 - Carmen likes to jazz music.

LISTENING 12

- 4 A** Listen and choose the correct answer.
- a. I live in a flat. b. I like London.
 - a. Yes, it's very big. b. Yes, it's ugly.
 - a. He likes music. b. He's in the bathroom.
 - a. It's in the garage. b. Sorry, I don't.
 - a. They're on the fourth floor. b. They're on the curtains.
- B** Listen and check your answers.

IT'S YOUR TURN

1 Listen and read the dialogue.

SANDRA: Where do you live, Tom?

TOM: I live in a **house** in **London**.

SANDRA: Do you like it?

TOM: **Yes, I do.** The bedrooms are **big** and the **garden** is **beautiful**.
Where do you live, Sandra?

SANDRA: I live in a **flat** in **the centre of London**.
It's **great**.




2 In pairs, change the words in colour to make the dialogue true for you. Act out your new dialogue.

3 Ask three students the questions below and write their answers.

What's your name?	Where do you live?	What colour/s do you like?
1.		
2.		
3.		

DID YOU KNOW?

In Britain, 80% of people live in houses and only 20% live in flats. British houses are often small. The average house is 76 square metres. The British build their houses with red bricks. They like having a garden.



Party-seven 47

ADVERBIOS DE FRECUENCIA

¿Qué son los adverbios de frecuencia?

Los adverbios de frecuencia son una parte fundamental del [vocabulario en inglés](#) que nos permite expresar con precisión la regularidad con la que ocurren las acciones. Desde la vida cotidiana hasta situaciones más formales, los adverbios de frecuencia nos ayudan a comunicarnos de manera clara y efectiva en una variedad de contextos.

Son los que usamos para expresar o describir qué tan seguido realizamos una acción. Existen 6 adverbios de frecuencia principales que se usan en el inglés: *always*, *usually* (or *normally*), *often*, *sometimes*, *rarely* y *never*. Cada uno de ellos cuenta con un significado similar:

- ***Always***: siempre.
- ***Usually***: usualmente.
- ***Normally***: normalmente.
- ***Often***: seguido o a menudo.
- ***Sometimes***: algunas veces.
- ***Rarely***: rara vez, pocas veces o raramente.
- ***Never***: nunca.

Pero su diferencia sustancial se encuentra en la frecuencia en la que se usan, es decir, en la cantidad de veces que realizas la acción, tal como se muestra abajo.

Se puede usar además *seldom* como un adverbio de frecuencia alternativo a *rarely*, pero no es muy común o no es tan utilizado en el idioma actual, así que para comunicarte en [inglés fácil](#) es mejor mantenerte en los que se usan normalmente.

¿Cuál es la posición de los adverbios de frecuencia?

Como puedes ver en la tabla de abajo, la posición más común para los adverbios de frecuencia es entre el sujeto y el verbo, es la forma gramaticalmente correcta de ubicarlos. Aquí puedes encontrar algunos ejemplos sencillos:

- Sara ***always*** goes out on Saturday evenings.
- Her boyfriend ***usually*** picks her up and they drive into the city centre.
- They ***often*** meet friends and have a drink together.

- *In the winter they **sometimes** go to the cinema.*
- *They **rarely** go in the summer because they prefer to stay outside.*
- *They **never** get home before midnight.*

Pero como todas las reglas tienen una excepción, no podía ser distinto en este caso. Con las oraciones que usan el verbo to be, el adverbio de frecuencia se ubica después del verbo. Mira este ejemplo para que puedas escribir en **inglés fácil** esta excepción:

- *There are **always** lots of people in the city centre on Saturday nights.*
- *It's **often** difficult to find a place to park.*
- *But our friends are **never** on time so it doesn't matter if we're late.*

A menudo, como en el caso del inglés, hay variaciones a esta regla. Por ejemplo es posible colocar los adverbios *sometimes* y *usually* al principio de la oración como en el siguiente caso:

- ***Sometimes** she does her homework with friends.*
- ***Usually** they study on their own.*

Pero es más sencillo seguir la regla y colocar el adverbio de frecuencia entre el sujeto y el verbo como lo mencionamos al principio, pues esto hace que la comprensión del idioma sea mejor y puedas entender el **inglés fácil**.

El uso del adverbio en preguntas

Para hacer preguntas acerca de la frecuencia, normalmente se usa *How often?* Por ejemplo:

- ***How often** do you watch films?*
- ***How often** does he play tennis?*
- ***How often** do the trains arrive late?*

Pero es posible también que al hacer preguntas, uses el adverbio de frecuencia de forma simple, como en el siguiente caso:

- *Do you **often** come here?*
- *Does she **always** work so hard?*
- *Do they **ever** pay on time? ('ever' instead of 'never' for questions)*

Ahora, es momento de practicar

Ya has visto cómo funcionan estos adverbios de frecuencia, entonces pon en práctica lo que has aprendido respondiendo estas preguntas usándolos:

1. What do you usually do on Saturday nights?
2. How often do you see your best friend?
3. Do you ever go to the theatre?
1. How often do you play sport or go to the gym?
2. Do you ever watch films or TV programmes in English?
3. What time do you usually go to bed?
4. How often do you eat at a restaurant?
5. Are you sometimes late for work or school?

Ejercicio 1

Clasifica los siguientes adverbios de más frecuentes a menos frecuentes

SELDOM – USUALLY – SOMETIMES – ALWAYS – HARDLY EVER – USUALLY

1. Muy frecuente – _____
2. Frecuente – _____
3. Moderadamente frecuente – _____
4. Poco frecuente – _____
5. Raro – _____
6. _____

Ejercicio 2. Lee la frase en español y después completa con el adverbio de frecuencia adecuado:

1. Voy al gimnasio todos los jueves. = *I go to the gym _____ Thursday.*
2. Visitamos a menudo a nuestra abuela. = *We _____ visit our grandmother.*
3. Peter y yo vamos de vez en cuando a comer comida rápida. = *Peter and I _____ eat fast food.*
4. Marie nunca bebe alcohol. = *Mary _____ drinks alcohol.*

5. Siempre me llevo a mi perro de vacaciones. = I _____ *bring my dog on holidays.*

Ejercicio 3

Coloca las palabras en el orden correcto para formar frases

1. *rarely / the / morning / bus / the / take / I / in*
2. *am. / We / 9 / at / the / generally / shop / open*
3. *dress / so / You / always / well!*
4. *watches / rarely / at / Jim / night. / TV*
5. *on / weekend / drink / I / a / have / occasionally / the*
6. *usually / breakfast / you / do / what / Sundays / eat / for?*
7. *always / this / is / man / on / that / park / of / the / corner*
8. .

ADVERBS OF FREQUENCY

test-english.com

100%	ALWAYS	You are always late.
90%	USUALLY	We usually go to the cinema on Sunday.
70%	OFTEN	He often cooks pasta.
50%	SOMETIMES	We sometimes order pizza for dinner.
10%	HARDLY EVER RARELY	She hardly ever smiles.
0%	NEVER	They are never at home when we call.

WORD ORDER

POSITIVE	SUBJECT	FREQUENCY ADVERB	VERB	He often cooks pasta.
	SUBJECT	BE	FREQUENCY ADVERB	You are always late.
QUESTION	AUXILIARY	SUBJECT	FREQUENCY ADVERB	Are you always late? Does he often cook?

! Use NEVER and HARDLY EVER with positive verbs

X He isn't never late.	X They don't hardly ever go to the library.
✓ He is never late.	✓ They hardly ever go to the library.




unit 6

I always go to bed late.

1 Listen, read and repeat.

1

Good morning, Angela.
How are you?



How are you, Ken?

Oh, I'm also tired.
I always go to bed late.



When do you finish work?

I sometimes finish work early
and I sometimes finish work
late - at eight o'clock.

4

What about you?
When do you
finish work?

I usually finish
work at one o'clock
in the morning.

Wow! That's late!



I'm tired this morning.

2 A Listen and complete the dialogue.

JANET: Angela and Ken, the 1..... lesson..... starts at
half past nine, 2..... quarter to ten

ANGELA: I'm sorry 3..... late, Janet.

KEN: I'm 4..... I'm late, too.

CHENG: 5..... you OK, Angela?

ANGELA: 6....., but I'm tired.

KEN: You're tired! What about 7..... ?

I go to bed at two o'clock
in the 8..... !

JANET: OK, everyone.

Let's start the

9.....

B Listen again and check
your answers.



3 Practise with another student.

1. STUDENT 1: Do you start work early?

STUDENT 2: Yes, I do. / No, I don't.

2. STUDENT 1: Do you finish work late?

STUDENT 2: Yes, I do. / No, I don't.




unit 6

I always go to bed late.

1 Listen, read and repeat.

1


Good morning, Angela.
How are you?



2

How are you, Ken?

Oh, I'm also tired.
I always go to bed late.



3

When do you finish work?

I sometimes finish work early
and I sometimes finish work
late - at eight o'clock.

4

What about you?
When do you finish work?

I usually finish work at one o'clock
in the morning.

Wow! That's late!



I'm tired this morning.

2 A Listen and complete the dialogue.

JANET: Angela and Ken, the 1..... lesson..... starts at half past nine, 2..... quarter to ten!

ANGELA: I'm sorry 3..... late, Janet.

KEN: I'm 4..... I'm late, too.

CHENG: 5..... you OK, Angela?

ANGELA: 6....., but I'm tired.

KEN: You're tired! What about 7..... ?

I go to bed at two o'clock
in the 8..... !

JANET: OK, everyone.

Let's start the

9.....

B Listen again and check your answers.



3 Practise with another student.

1. **STUDENT 1:** Do you start work early?

STUDENT 2: Yes, I do. / No, I don't.

2. **STUDENT 1:** Do you finish work late?

STUDENT 2: Yes, I do. / No, I don't.

GRAMMAR

4 A Read the grammar box.

ADVERBS OF FREQUENCY

0%				100%
never	sometimes	often	usually	always

Adverbs of frequency usually come before the main verb.
 I **never** have breakfast. He **sometimes** works late.

B Tick (✓) the column which is right for you.

How often do you ...?	never	sometimes	often	usually	always
1. read a book					
2. listen to music					
3. go to a restaurant					

C Tell the class your answers.

WORDS THE TIME

5 A Listen, read and repeat.



1. It's five o'clock.



2. It's ten past five.



3. It's quarter past five.



4. It's half past five.



5. It's quarter to six.



6. It's ten to six.




7. It's midday.



8. It's midnight.

B Look at the pictures and write the times.



- | | |
|--------------------------------|---------------|
| 1. It's <u>ten past four</u> . | 5. It's |
| 2. It's | 6. It's |
| 3. It's | 7. It's |
| 4. It's | 8. It's |

C Listen and read.

Excuse me, what's the time?



It's half past two.

D Practise with a partner.

WORDS DAILY ROUTINES

6 A Match the verbs to the correct pictures.

go to bed finish work
get up start work get home



1. get up 2.



3. 4.



5.

B Listen and check your answers.

C Write sentences about your daily routines. Use the verbs in A.

1. I get up at half past six.
2.
3.
4.
5.

Let's have dinner.

7 Listen, read and repeat.

1 Let's have dinner at a restaurant this evening.

That's a great idea. Do you like Chinese food?

2 No, I don't. Sorry. And I don't like Japanese food, but I like Italian food.

Then let's go to Francisco's Restaurant. Alberto works there. Cheng wants to go there, too.

3 OK. What about you, Carmen? Do you like Italian food?

Yes, I do, but I start work at 5 o'clock today.

4 How about Wednesday? I don't work on Wednesday evenings and Cheng doesn't work in the evenings.

OK. Let's go to Francisco's Restaurant on Wednesday.

8 A Listen and complete the dialogue.

CHENG: Let's all go out tonight.
ALBERTO: 1.....That's..... a great idea! 2..... you like Japanese food?
CHENG: Yes, I do. But Carmen doesn't 3..... Japanese food.
ALBERTO: Ken's friend 4..... in a nice Greek restaurant. Do 5..... like Greek food?
CHENG: 6....., I do.
ALBERTO: Good. Let's meet here at half past 7.....



B Listen again and check your answers.

GRAMMAR

9 A Read the grammar box.

PRESENT SIMPLE													
<p>AFFIRMATIVE:</p> <table style="width: 100%; border: none;"> <tr> <td style="padding-right: 20px;">I you we they</td> <td style="font-size: 2em; vertical-align: middle;">}</td> <td style="padding-right: 20px;">work</td> <td style="padding-right: 20px;">he she it</td> <td style="font-size: 2em; vertical-align: middle;">}</td> <td>works</td> </tr> </table>	I you we they	}	work	he she it	}	works	<p>NEGATIVE:</p> <table style="width: 100%; border: none;"> <tr> <td style="padding-right: 20px;">I you we they</td> <td style="font-size: 2em; vertical-align: middle;">}</td> <td style="padding-right: 20px;">don't work</td> <td style="padding-right: 20px;">he she it</td> <td style="font-size: 2em; vertical-align: middle;">}</td> <td>doesn't work</td> </tr> </table>	I you we they	}	don't work	he she it	}	doesn't work
I you we they	}	work	he she it	}	works								
I you we they	}	don't work	he she it	}	doesn't work								
<p>QUESTIONS:</p> <p>Do I / you / we / they work ... ? Does he / she / it work ... ?</p>	<p>SHORT ANSWERS:</p> <p>Yes, I do. / No, I don't. Yes, it does. / No, it doesn't.</p>												

B Write the sentences in the negative.

1. She likes parties.
 She doesn't like parties.
2. I live in England.

3. Tony works in London.

4. Angela likes her job.

5. Cheng and Ken study English.

C Complete the sentences with *do* or *does*.

1. Do you like your job?
2. Cheng work on Tuesdays?
3. Ken and Alberto work in the morning?
4. Where they work?
5. Janet like her students?
6. Where Helen live?
7. Angela like London?
8. When you study?

D Write the sentences as Yes / No questions.

- | | |
|---|--|
| 1. He works in a restaurant.
Does he work in a restaurant? | 5. They study English.
..... |
| 2. You like books.
..... | 6. We like the pink sofa.
..... |
| 3. Janet lives in London.
..... | 7. Ken goes to the cinema at the weekend.
..... |
| 4. Cheng works in London.
..... | 8. Helen always has breakfast.
..... |

WORDS MEALS

10 A Listen, read and repeat.



have breakfast



have lunch



have tea



have dinner

B Listen and read.

When do you have breakfast?

Oh, I never have breakfast.

I have breakfast at seven o'clock.

C Answer the questions. Make them true for you and your partner.

	Me	My partner
1. When do you have breakfast?		
2. When do you have lunch?		
3. When do you have dinner?		

PRONUNCIATION

11 A Listen and circle the word that sounds different.

- tea • meal • early
- tired • dinner • nice
- name • cat • late
- we • bed • ten

B Listen again and check your answers.

READING


12 A Read about Andrew's day.

ANDREW'S DAY

My name is Andrew. I live in Sheffield. I don't get up before seven o'clock in the morning. At half past seven, I have a big English breakfast with sausages, eggs and toast. I start work at half past eight. I've got a shop in Orchard Square. Lunch is my big meal. I have lunch at one o'clock.

At five o'clock in the afternoon, I have tea. I usually have a small sandwich with my tea. Then at seven o'clock, I have dinner. I sometimes go to the fish and chip shop and get a take-away dinner. I love fish and chips!

After dinner, I like reading or watching TV. I go to bed very late, and I usually wake up tired the next morning.



B Complete the chart about Andrew's day.

TIME	MEAL	WHAT DOES HE HAVE?
7.30		
	lunch	big meal
5.00		
	dinner	a meal, sometimes fish and chips

C Tick (✓) the sentences below T (true) or F (false).

Andrew ...	T	F
1. works in a shop.		
2. usually has a small lunch.		
3. always makes his dinner.		
4. likes watching TV in the evening.		
5. is usually tired in the morning.		






REVIEW

WORD LIST

also	get up	It's ten to (five)	midday	tonight
always	go to bed	late	midnight	usually
early	It's (five) o'clock	have breakfast	never	weekend
everyone	It's half past (five)	have dinner	often	
finish work	It's quarter past (five)	have lunch	sometimes	
food	It's quarter to (five)	have tea	start work	
get home	It's ten past (five)	meal	tired	

VOCABULARY

1 Look at the word list above and write the correct expression for each picture.



1. ten past five.....
2.
3.
4.
5.
6.

2 Translate these sentences.

1. I never have breakfast.
.....
2. I usually have lunch at work.
.....
3. Alberto sometimes has dinner at the restaurant.
.....
4. Ken finishes work late.
.....

GRAMMAR

3 Complete the sentences with the verbs in brackets. Use the Present Simple negative.

1. Alberto *doesn't like* (like) Chinese food.
2. You (work) at a school.
3. My cats (eat) fish.
4. I (have) lunch at 3 o'clock.
5. Helen (finish) work late.

4 Complete the sentences with *do* or *does*.

1. *Do* you live in a big house?
2. Alberto work on Sunday?
3. Helen and Angela like their flat?
4. Helen's dogs live in her flat?
5. Where Cheng live?

LISTENING

5 A Listen and choose the correct answer.

1. a. I'm tired. b. I always have lunch.
2. a. On Tuesdays. b. At midnight.
3. a. It's half past one. b. That's late!
4. a. At seven o'clock. b. At Francisco's Restaurant.
5. a. I get up early. b. Yes, I do.

B Listen and check your answers.